



Self-Discovery Reference Guide

Naviance Student

Updated: July 17, 2023

Document Owner: Documentation Services

This edition applies to Release [x.x] of the [product name] software and to all subsequent releases and modifications until otherwise indicated in new editions or updates.

The data and names used to illustrate the reports and screen images may include names of individuals, companies, brands, and products. All of the data and names are fictitious; any similarities to actual names are entirely coincidental.

PowerSchool is a trademark, in the U.S. and/or other countries, of PowerSchool Group LLC or its affiliate(s).

Copyright © 2005-2023 PowerSchool Group LLC and/or its affiliate(s). All rights reserved.

All trademarks are either owned or licensed by PowerSchool Group LLC and/or its affiliates.

Contents

Overview4

Self-Discovery Home5

Assessments Overview.....6

 AchieveWorks® Intelligences 6

 AchieveWorks® Learning and Productivity 7

 AchieveWorks® Personality 8

 AchieveWorks® Skills 9

 Career Cluster Finder 10

 Career Interest Profiler 11

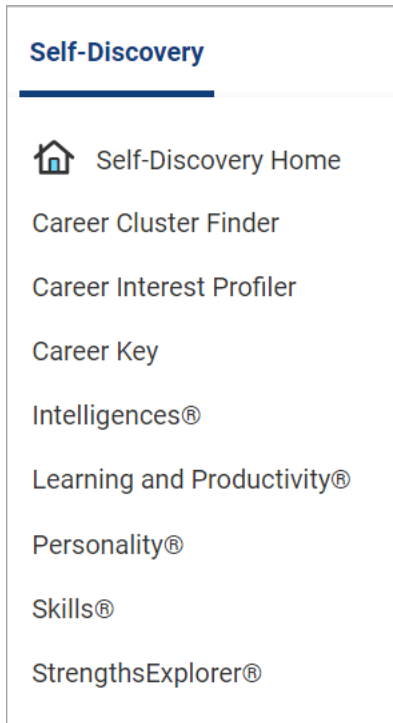
 Career Key 12

 StrengthsExplorer® 13

Overview

Learn more about yourself and be introduced to best-fit careers using the Self-Discovery Section.

To access self-discovery tools in Naviance Student, select **Self-Discovery** from the main navigation bar and choose **Self-Discovery Home** or an assessment from the list.









Self-Discovery Home

From the Self-Discovery Home page, access all assessments assigned to you by your school. Depending on the assessment status, you can:

- Start an assessment.
- Continue a previously started assessment.
- View Results of a completed assessment.
- Retake all assessments except StrengthsExplorer®.

To translate all assessments except Career Key and StrengthsExplorer®, click the **globe** icon in the Naviance Student navigation menu, then select from over 75 languages.

Self Discovery

<p>AchieveWorks Intelligences® Completed Mar 29th 2023</p>  <p>Your Super Powers</p> <ul style="list-style-type: none"> • Naturalist • Linguistic • Logical-Mathematical <p style="text-align: center;">Retake View Results</p>	<p>AchieveWorks Learning and Productivity® Last Updated Apr 13th 2023</p> <p>PROGRESS 0%</p> <hr style="width: 100%;"/> <p>Discover your sensory, environmental and mindset preferences to help develop and adjust your study practices.</p> <p style="text-align: center;">Retake Continue</p>	<p>AchieveWorks Personality® Last Updated Apr 10th 2023</p> <p>PROGRESS 34%</p> <hr style="width: 100%;"/> <p>AchieveWorks Personality® helps you identify your personality type by asking you to choose scenarios that best represent how you behave in real life.</p> <p style="text-align: center;">Retake Continue</p>	<p>AchieveWorks Skills® Completed Apr 10th 2023</p>  <p>Your Top Skill Facets</p> <ul style="list-style-type: none"> • Creativity • Social-Emotional • Conscientiousness <p style="text-align: center;">Retake View Results</p>
<p>Career Cluster Finder</p>  <p>The Career Cluster Finder helps you identify your interests and discover career clusters that contain careers that might interest you.</p> <p style="text-align: center; background-color: #0070C0; color: white; padding: 5px;">Start Assessment</p>	<p>Career Interest Profiler</p>  <p>The Career Interest Profiler captures your interests to help identify your personality traits and suggests careers based on the U.S. Department of Labor's data.</p> <p style="text-align: center; background-color: #0070C0; color: white; padding: 5px;">Start Assessment</p>	<p>Career Key</p>  <p>The Career Key helps you identify your traits, best match work environments and related careers by asking you questions about your interests.</p> <p style="text-align: center; background-color: #0070C0; color: white; padding: 5px;">Start Assessment</p>	<p>Strengths Explorer®</p>  <p>Strengths Explorer® helps you identify your key strengths that you can use as you proceed on your college, career and life readiness journey.</p> <p style="text-align: center; background-color: #0070C0; color: white; padding: 5px;">Start Assessment</p>

Assessments Overview

AchieveWorks® Intelligences

AchieveWorks® Intelligences helps you uncover your different intelligences and explains how to use them. The assessment takes approximately 15 minutes and includes 54 questions.

← Back to AchieveWorks Intelligences® Language English

AchieveWorks Intelligences®

PROGRESS 2% Question 2/54

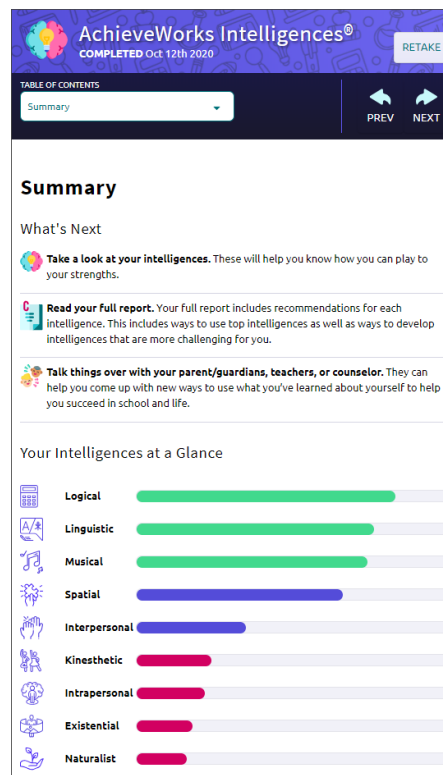
Tell us how much each statement is like you.
Think about your abilities, strengths, and where you seem to excel.

I can easily picture complex objects and rotate them in my mind to "view" them from different angles.

Not at All 1 2 3 4 5 6 7 Completely

PREV NEXT

In the results, discover how you deal with information, solve problems, and create things, and learn how to use your strengths in school, work, and other activities.



AchieveWorks® Learning and Productivity

AchieveWorks® Learning and Productivity helps you identify your sensory and mindset preferences so you can develop study practices that work for you. Find out how you learn the best and how you can be most productive.

The assessment takes approximately 20 minutes and includes 69 questions.

The results include tips for making studying more effective and strategies for how you can be more comfortable and successful in class.

AchieveWorks® Personality

AchieveWorks® Personality helps you identify your personality type by asking you to choose scenarios that best represent how you behave in real life.

The assessment takes approximately 15 minutes and has 36 scenarios.

The screenshot shows the AchieveWorks Personality assessment interface. At the top, there is a navigation bar with a back arrow and the text "Back to AchieveWorks Personality®", a language dropdown menu set to "English", and the AchieveWorks Personality logo. Below the logo, a progress bar indicates "PROGRESS 8%" and "Question 5/36". The main content area contains the instruction "Choose the scenario that best fits you." followed by a reminder: "Remember, don't be influenced by how you might aspire to act or what others might expect of you." Two radio button options are presented: "I call up friends to see if they want to get together, and I enjoy parties, because I get to see lots of people." and "I would rather hang out with a close friend or two than socialize with a lot of people I don't know very well." At the bottom, there are "PREV" and "NEXT" navigation buttons.

The results provide your personality type, tips to achieve success in a way that works for you, and best-fit career options.

The screenshot shows the AchieveWorks Personality assessment results page. At the top, it says "AchieveWorks Personality® COMPLETED Dec 2nd 2020" and includes a "RETAKE" button. Below this is a "TABLE OF CONTENTS" section with a dropdown menu set to "Summary" and "PREV" and "NEXT" navigation buttons. The main heading is "Summary". Under "What's Next", there are three key points:

- Take a look at your personality.** These will help you unpack why you think and react to events and activities in certain ways.
- Read your full report.** Your full report includes recommendations for your specific personality. It also breaks down strengths and challenges unique to your personality. By understanding your personality, you can better develop your strengths and create environments that work for you.
- Talk things over with your parent/guardians, teachers, or counselor.** They can help you come up with new ways to use what you've learned about yourself to help you succeed in school and life.

 The results section states "Your personality type is ISFJ". Below this are four personality dimension sliders:

- Introversion** (represented by a person icon) vs **Extraversion** (represented by a group of people icon). The slider is positioned towards Introversion.
- Sensing** (represented by a lightbulb icon) vs **Intuition** (represented by a person icon). The slider is positioned towards Sensing.
- Thinking** (represented by a gear icon) vs **Feeling** (represented by a person icon). The slider is positioned towards Feeling.
- Judging** (represented by a person icon) vs **Perceiving** (represented by a person icon). The slider is positioned towards Judging.

AchieveWorks® Skills

AchieveWorks® Skills helps you identify your skills and suggests ways to develop those and other skills you may need for careers.

The assessment takes approximately 20 minutes and includes 69 questions.

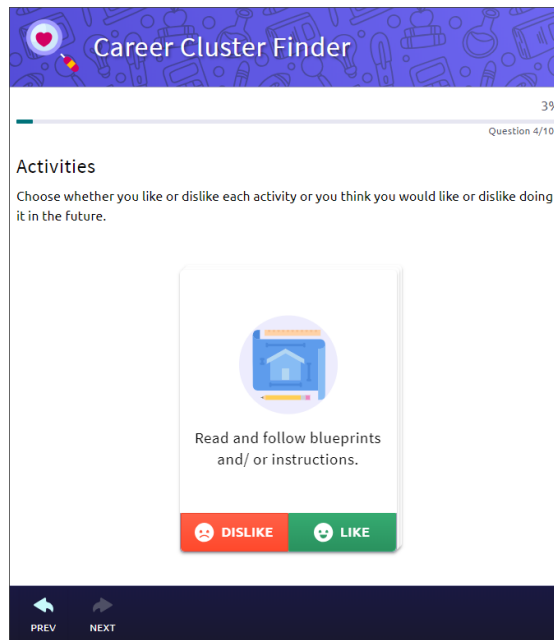
The results will include your current skill profile and recommendations for you to develop your skills.

The AchieveWorks® assessments - Intelligences®, Learning and Productivity®, Personality®, and Skills® - can be taken in English, Spanish, Portuguese, Arabic, or Chinese. Choose your language when you begin the assessment. AchieveWorks® results are available are not available in languages other than English. Other assessments and results are only available in English.

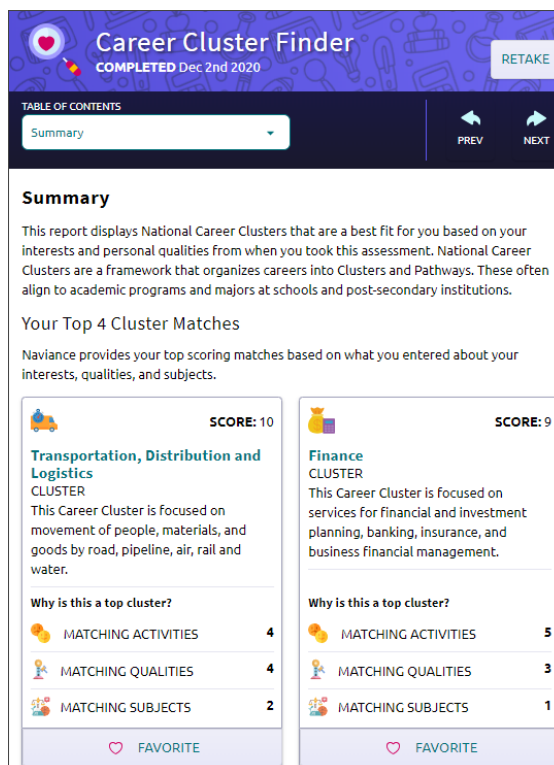
Career Cluster Finder

In the Career Cluster Finder, select activities and school subjects that you like or dislike and personal qualities that you possess.

The assessment takes approximately 20 minutes and includes 108 questions.



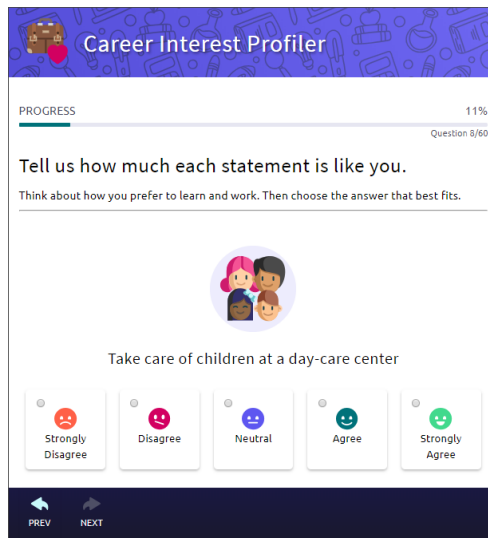
In your results, you learn how well each of the 16 National Career Clusters fits your current interests and qualities.



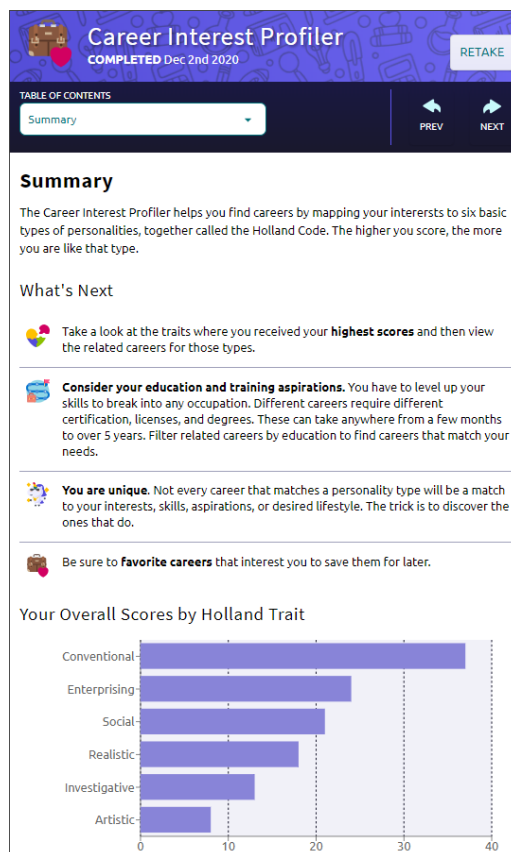
Career Interest Profiler

Career Interest Profiler captures your interests to help determine your personality traits and suggests careers based on the U.S. Department of Labor’s data.

The assessment takes approximately 15 minutes and includes 60 questions about your interests.



The results include your personality traits according to Holland Codes and information on how those help with career exploration and planning. The results also offer career recommendations based on your personality.



Career Key

Career Key helps you identify your traits, best match work environments, and related careers by asking questions about your interests.

The assessment takes approximately 10 minutes.

Career Key

PROGRESS 20%
Page 2/5

What activities do you like to do?

There are 6 activities you might like in this section. Choose the answer that best fits you. This section will save after you give an answer for all 6 activities.

Activity 2/6

I like to study and solve math or science problems.

Not True Mostly True True

PREV NEXT

The results explain your personality traits based on Holland Codes and how those traits can help with career exploration and planning.

Career Key
COMPLETED Dec 2nd 2020 RETAKE

TABLE OF CONTENTS
Summary



Summary

The Career Key measures how similar you are compared to six basic types of personalities, together called the Holland Code. The higher you score, the more you are like that type.

What's Next

- Take a look at the traits where you received your **highest scores** and then view the related careers for those types.
- Keep an open mind.** You might find a career path you'd never considered before.
- You are unique.** Not every career that matches a personality type will be a match to your interests, skills, aspirations, or desired lifestyle. The trick is to discover the ones that do.
- Be sure to **favorite careers** that interest you to save them for later.

Your Top Holland Traits

 <p>SCORE: 8</p> <p>Social</p> <p>HOLLAND TRAIT Likes to do things to help people -- like, teaching, nursing, or giving first aid, providing information. Generally avoids using machines, tools, or animals to achieve a goal.</p> <p>VIEW CAREERS</p>	 <p>SCORE: 6</p> <p>Investigative</p> <p>HOLLAND TRAIT Likes to study and solve math or science problems. Generally avoids leading, selling, or persuading people.</p> <p>VIEW CAREERS</p>
---	--

StrengthsExplorer®

StrengthsExplorer® helps uncover your talents and reveals your potential strengths to you and the people in your world.

The assessment takes approximately 20 minutes and includes 78 questions. Neither you nor your counselor can reset StrengthsExplorer®.

The screenshot shows the StrengthsExplorer assessment interface. At the top, it says "StrengthsExplorer" and has a progress bar with three steps: "STEP 1 Intro" (completed), "STEP 2 Take Assessment" (current), and "STEP 3 View Results". Below the progress bar, a question is displayed: "Friends tell me about their problems." There are five response options, each with a radio button: "Almost Always (or Always)", "Often", "Sometimes", "Almost Never (or Never)", and "This Question Does Not Make Sense To Me". A "Next Question" button is located below the options.

StrengthsExplorer® results include detailed explanations of your top three themes, strategies for capitalizing on your success, and a list of action items so you can continue building on your strengths. The results also include a list of best-fit career pathways.

The screenshot shows the StrengthsExplorer results page. At the top, there are tabs for "Overview" and "Sections". Below the tabs is a circular icon with a stylized "S" and "E". The main heading is "Your Top 3 Themes" with the subtext "You are the only person with your exact talents. Nobody in the world is the same as you." Below this, there are three theme cards:

- 1. Organizer**: Scheduling, planning, and organizing your world makes life better. People count on you to get the details right and pull a plan together.
- 2. Achieving**: You have more energy and more goals than other people. You love a sense of accomplishment.
- 3. Dependability**: Trust is important to you, and you care about being seen as responsible and trustworthy. People count on you to do what you say you will do. When you make a promise, you mean to keep it.

Below the theme cards is a section titled "Theme Details" with the subtext "Here is a complete summary of your themes from StrengthExplorer®". It includes a circular icon with a person silhouette and the following text:

StrengthsExplorer will help you think about your talents - the ways in which you naturally think, feel, or behave. Thinking about your talents may be new for you. The StrengthsExplorer report will help you begin to discover and talk about your greatest talents by identifying the areas, or "themes", in which they are found. Even though everyone has talents in all 10 of these themes, StrengthsExplorer tells you your top three themes. The descriptions of your top themes probably express the way you are much, or even most, of the time. Friends, parents and teachers might use similar words to describe you. Learning about your talents can help you grow and build strengths, as well as help you achieve what you want to do in your life.

You are the only person with your exact combination of talents - even if someone has the same top themes as you. As you read through our top themes, please remember that while some of the talents described may not fit you, many of the talents described should sound very familiar - and that is what's important. To learn about your own talents, pay the most attention to the sentences that sound the most like you.